

**TRIM23 Antibody (monoclonal) (M01)****Mouse monoclonal antibody raised against a partial recombinant TRIM23.****Catalog # AT4343a****Specification**

---

**TRIM23 Antibody (monoclonal) (M01) - Product Information**

Application	WB, E
Primary Accession	<a href="#">P36406</a>
Other Accession	<a href="#">BC022510</a>
Reactivity	Human
Host	mouse
Clonality	Monoclonal
Isotype	IgG2b Kappa
Calculated MW	64067

**TRIM23 Antibody (monoclonal) (M01) - Additional Information****Gene ID** 373**Other Names**

E3 ubiquitin-protein ligase TRIM23, 632-, ADP-ribosylation factor domain-containing protein 1, GTP-binding protein ARD-1, RING finger protein 46, Tripartite motif-containing protein 23, TRIM23, ARD1, ARFD1, RNF46

**Target/Specificity**

TRIM23 (AAH22510, 1 a.a. ~ 110 a.a) partial recombinant protein with GST tag. MW of the GST tag alone is 26 KDa.

**Dilution**

WB~~1:500~1000

E~~N/A

**Format**

Clear, colorless solution in phosphate buffered saline, pH 7.2 .

**Storage**

Store at -20°C or lower. Aliquot to avoid repeated freezing and thawing.

**Precautions**

TRIM23 Antibody (monoclonal) (M01) is for research use only and not for use in diagnostic or therapeutic procedures.

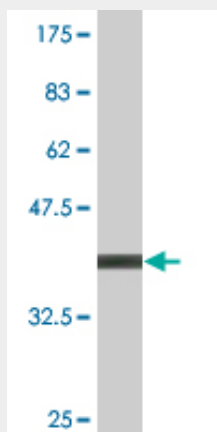
**TRIM23 Antibody (monoclonal) (M01) - Protocols**

Provided below are standard protocols that you may find useful for product applications.

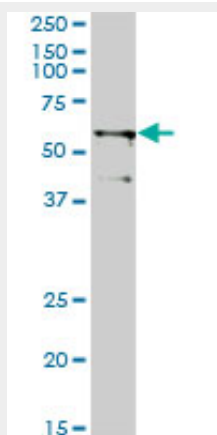
- [Western Blot](#)

- [Blocking Peptides](#)
- [Dot Blot](#)
- [Immunohistochemistry](#)
- [Immunofluorescence](#)
- [Immunoprecipitation](#)
- [Flow Cytometry](#)
- [Cell Culture](#)

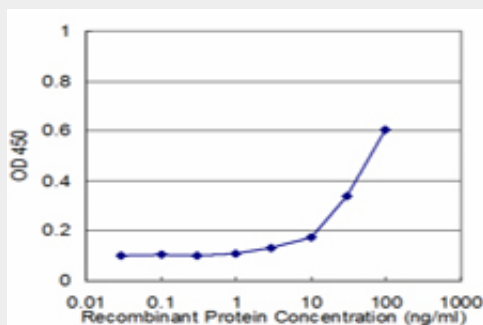
## TRIM23 Antibody (monoclonal) (M01) - Images



Antibody Reactive Against Recombinant Protein. Western Blot detection against Immunogen (37.84 kDa) .



TRIM23 monoclonal antibody (M01), clone 2H4. Western Blot analysis of TRIM23 expression in A-431 ( Cat # AT4343a )



Detection limit for recombinant GST tagged TRIM23 is approximately 3ng/ml as a capture antibody.

**TRIM23 Antibody (monoclonal) (M01) - Background**

The protein encoded by this gene is a member of the tripartite motif (TRIM) family. The TRIM motif includes three zinc-binding domains, a RING, a B-box type 1 and a B-box type 2, and a coiled-coil region. This protein is also a member of the ADP ribosylation factor family of guanine nucleotide-binding family of proteins. Its carboxy terminus contains an ADP-ribosylation factor domain and a guanine nucleotide binding site, while the amino terminus contains a GTPase activating protein domain which acts on the guanine nucleotide binding site. The protein localizes to lysosomes and the Golgi apparatus. It plays a role in the formation of intracellular transport vesicles, their movement from one compartment to another, and phospholipase D activation. Three alternatively spliced transcript variants for this gene have been described.

**TRIM23 Antibody (monoclonal) (M01) - References**

1. Polyubiquitin conjugation to NEMO by tripartite motif protein 23 (TRIM23) is critical in antiviral defense. Arimoto K, Funami K, Saeki Y, Tanaka K, Okawa K, Takeuchi O, Akira S, Murakami Y, Shimotohno K. Proc Natl Acad Sci U S A. 2010 Sep 7;107(36):15856-61. Epub 2010 Aug 19.